

# Vernon Fire/EMS Department Annual Report



# 2012

## Index

Index	2
Letter from Fire Chief	3
Department Information	5
Central Fire Station	6
Fire Station #2	7
Organizational Chart	8
Apparatus Inventory	9
Personnel Years of Service	10
Personnel Certification Levels	11
Fire Marshal's Report	12
<b><u>FIRE DIVISION</u></b>	<b>13</b>
<b><u>EMERGENCY MEDICAL SERVICES (EMS) DIVISION</u></b>	<b>16</b>
<b><u>APPENDIX A</u></b>	<b>18</b>
NFPA Fire Experience Survey	
Incident Type Summary Graph	
Incidents by District Graph	
Yearly Run Comparison 2007-2012	
EMS – Chief Complaint Report	

## **Message from the Fire Chief**

**Dear Mayor, City Commission Members, City Manager and the Citizens of Vernon:**

**It is with great pleasure that I submit, on behalf of the members, the 2012 Annual Report of the Vernon Fire/EMS Department as of January 1, 2013.**

**The Vernon Fire/EMS Department provides fire suppression, rescue, fire prevention/public education, Emergency Medical Services (EMS), and hazardous materials response to the citizens of Vernon and Wilbarger County. We provide these services with a total of thirty six (36) personnel: twenty four (24) career and twelve (12) reserve firefighters. The Department has three shifts of seven (7) career personnel that respond to the calls for service from the citizens and all personnel are certified firefighters and EMTs. Each shift consists of a Captain, a Lieutenant, and five (5) firefighters. Three (3) personnel are assigned to Administration: Fire Chief, Fire Marshal and EMS & Training Coordinator. The Reserve personnel supplement the career personnel as needed.**

**During 2012, the Vernon Fire/EMS Department responded to 2,150 calls for service with EMS accounting for 1,791 and Fire accounting for 359. This total number of calls is an increase of 7% from the previous year.**

**The Department had 479 *overlapping incidents*, which is where there are two or more runs at the same time.**

**Some of the notable events and accomplishments for 2012 included:**

- The Insurance Services Office performed a grading of the City' fire protection and Vernon received a Class 2 rating. The Class 2 rating puts the City of Vernon in the top 1.6% of all communities in the United States.**
- The TIFMAS brush truck and two personnel responded to a TIFMAS activation to wildland fires in Palo pinto County during the month of September.**
- Received EMS grants through the State Department of Health Services (DSHS) totaling \$8,600 to purchase EMS supplies and equipment.**

- Received Texas Interstate Fire Mutual Aid System (TIFMAS) grants in the amount of \$3,848 for firefighter training courses.
- Josh Billings was selected as Career Firefighter of the Year and Bubba Rich as the Reserve Firefighter of the Year.

On behalf of the personnel of the Vernon Fire/EMS Department, I would like to thank you for continued support.

Respectfully submitted,

*Kent Smead*

Kent Smead  
Fire Chief

*Serving with*

**P**rofessionalism

**R**espect

**I**ntegrity

**D**edication

**E**xcellence

**Department**

**Information**

## Certifications Levels

Last Name	First Name	FF Level	Instructor	Haz Mat	Other	EMS
Beall	Chris	Basic		Ops		EMT
Billings	Josh	Int.		Ops		EMT-P
Brookes	Paul	Int.		Tech		EMT-P
Brooks	Chris	Basic		Ops		EMT
Clauson	Charles	Int.		Ops		EMT-I
Cook	Chris	Adv.	Level II	Ops		EMT-I
Cook	James	Basic	Level I	Ops	Driver/Oper.	EMT-I
Crumbley	Aaron	Basic	Level I	Ops		EMT-P
Duckworth	Roger	Int.		Ops		EMT-P
Fouse	James	Adv.	Level II	Tech		EMT-P
Lee	Nathan	Int.	Level I	Ops		EMT
Martinez	Jody	Int.		Tech		EMT-I
Miller	Paul	Master	Level II	Tech	Arson Adv.	EMT
Nunn	Paul	Adv.	Level II	Tech		EMT-I
Owens	Austin	Basic		Ops		EMT
Oznick	John	Basic		Ops		EMT-I
Prather	Danny	Adv.	Level I	Ops		EMT-I
Ragan	Robin	Adv.	Level I	Tech		EMT
Reser	Kyle	Basic		Ops	Driver/Oper.	EMT
Risinger	Kade	Int.		Tech		EMT
Rozzell	Danny	Adv.	Level I	Ops	Inspector/Fire	EMT
Scott	Adam	Adv.	Level II	Tech		EMT-P
Smead	Thomas	Master	Level III	Ops	Inv/Fire Off. I	EMT
Stewart	Wayne	Basic		Ops		EMT

The Texas Commission of Fire Protection (TCFP) regulates paid firefighters in Texas. TCFP establishes different levels of certifications in each discipline based on education and years of experience.

Firefighter, Inspector, Investigator = Basic, Intermediate, Advanced and Master  
 Instructor = Level I, II, III  
 Haz Mat = Awareness, Operations and Technician

Department of State Health Services (DSHS) regulates EMS personnel in Texas. DSHS establishes different levels of EMS certification:

Emergency Care Attendant (ECA), Emergency Medical Technician (EMT), EMT-Intermediate (EMT-I) and EMT-Paramedic (EMT-P)

## **Fire Marshal's Office**

Fire Marshal Danny Rozzell is responsible for all fire inspections and investigations within the City limits, and the public education program of the Department.

### **Fire Safety Inspection Program**

Fire Marshal Danny Rozzell conducted one hundred ninety two (192) inspections in 2012 including restaurants, churches, nursing homes, hospital, public schools, foster homes and day care centers. The 192 inspections were the same as 2011. The 192 inspections revealed 52 violations and all violations were corrected.

### **Fire Investigations**

Captain Paul Miller, Arson Investigator and Fire Marshal Rozzell investigated 7 fires in 2012. Three (3) fires were ruled as intentionally set, two (2) were unintentional and two (2) are still under investigation. The Vernon Police Department assisted as needed with the investigations.

### **Public Education Program**

The Department made contact with 2,066 children and adults through our Public Education Program. The Department expanded its Fire Safety Clown Program with the addition of clowns Fire Plug (FF Robin Ragan), Squeaker (Josh Billings) and Mr. Green Jeans (FF Charles Clauson) to the crew El Chefo (FF Jody Martinez) and Freddie the Clown (FF Aaron Crumbley) with assistance from FF Chris Beall and FF Kyle Reser (audio). The Public Education Program also included a new Puppet Skit this year. FF Charlie Clauson, FF Josh Billings, FF Robin Ragan, FF Austin Owens and FF Kyle Reser participated in the Puppet Skit. The Puppet stage and backdrop was built by and materials donated by fire department employees. The Public Education Program was again a great success with programs for Vernon ISD, Northside ISD, Harrold ISD and Chillicothe ISD. Fire safety programs were also presented to day care centers, civic groups, 4-H groups, Boy Scouts, senior citizens and church groups.

The Fire Marshal issued 120 burn permits within the city limits. Wilbarger County was in a Burn Ban for most of 2012 due to the drought and burn permits were not issued during the burn ban.



**FIRE**

**DIVISION**





## **FIRE DIVISION**

The Fire Division has fifteen (15) full time budgeted career positions including the Fire Marshal and twelve (12) Reserve positions. The Fire Chief and EMS/Training Coordinator positions are split between the Fire Division and the EMS Division. The Reserve personnel provided 1,000+ man hours of assistance to the Department on incidents. Two career personnel, Ben Hayes and Chris Phillips, resigned in 2012. The new hires were Chris Brooks, from Venus, TX and Wayne Stewart, from Vernon. Two Reserve Firefighters left, Justin Gilchrist & Wayne Stewart (hired as a career firefighter), and they were replaced with Kevin Steele and Quinton Hall.

### **Chaplain**

David Kemp is our Department Chaplain who provides spiritual and emotional support for Department personnel and their families as well as the community.

### **Calls for Service & Major Incidents**

The Fire Division responded to 359 calls for service in 2012 (see Appendix A). This Division responded to several large structure fires that included:

January 2 – Responded to a structure fire at 1128 Lamar St at 00:23 am. Building was burglarized and a fire was set.

February 24 – Responded to a structure fire at 2415 Mesquite St. at 9:31 pm. Heavy fire damage in two bedrooms and hallway. All occupants escaped from the residence.

April 18 – Responded to a structure fire at 930 Gordon St. at 3:10 pm. The fire started in garage/storage area and spread into the kitchen and attic. The structure was a total loss.

June 14 – Responded along with the Odell VFD to a structure fire at 16144 CR 104 W. A vacant house was destroyed.

**August 25 – Responded to a structure fire at 2828 Mesquite St. at 7:44 am. The rear of the structure was fully involved and the building had heavy fire and smoke damage.**

**October 13 – A structure fire damaged a residence at 2709 Texas St. The fire was reported at 8:46 pm. The fire was intentionally set. Heavy damage to the structure**

**November 3 – Responded to a structure fire at 3721 Wilbarger St at 12:40 am. The fire was intentionally set. Minor damage to the contents.**

**November 9 – Responded to a structure fire at 2320 Sand Road at 6:18 pm. The fire damaged a closet and hallway with smoke damage to the rest of the residence.**

**December 15 – Responded to a structure fire at 11013 CR 128 W at 5:38 am. The residence was fully involved on the arrival of the FD. One person died in the fire.**

### **Mutual Aid**

**The Vernon Fire/EMS Department received mutual aid forty one (41) times and gave mutual aid fourteen (14) to our neighbors in the NORTEX Region in 2012. Electra VFD, Chillicothe VFD, Odell VFD, Harrold VFD, Crowell VFD and Punkin Center VFD responded to our calls for assistance. The Vernon Fire/EMS Department provides fire and EMS services to all of Wilbarger County with assistance from Odell and Harrold Volunteer Fire Departments. A fire in the northern part of the county results in Odell VFD being notified to respond and the same procedure for the western part of the county with the Harrold VFD. The Department assisted Chillicothe VFD one (1) time, and Electra VFD two (2) times**

### **TIFMAS Mutual Aid**

**The Vernon Fire/EMS Department participates in the Texas Interstate Mutual Aid System (TIFMAS) with the receipt of a Type 6 Engine (grass truck). The TIFMAS Engine was deployed on August 31 to assist with the several fires in Palo Pinto County.**

### **Injury Report**

**The Department had seven (7) employees injured during 2012 resulting in zero (0) 24 hour shifts of lost time. The injuries included overexertion/heat exhaustion, lacerations and sprains/strains.**

### **Hydrant Inspection Program**

**The Department inspected each of the 505 fire hydrants twice in 2012. Each inspection included lubricating/exercising the stem, remove/grease caps and flow a limited amount of water from each hydrant. Hydrants that needed repair were referred to the Water Department.**



# EMS Division

## **EMS Division**

The EMS Division has seven (7) full time career budgeted positions with the Fire Chief and EMS/Training Coordinator positions being split with the Fire Division. The Vernon Fire/EMS Department is certified as a BLS with MICU capabilities provider with the State Health Services Department (DSHS). Lt. Adam Scott is the EMS/Training Coordinator who supervises the EMS Division and coordinates all training and supervises the Quality Assurance/Quality Improvement program.

All EMS Division personnel are certified firefighters and EMTs. The Texas Department of State Health Services has four levels of Emergency Medical Training: Emergency Care Attendant (ECA), Emergency Medical Technician (EMT), and Emergency Medical Technician Intermediate (EMT-I) and Paramedic (EMT-P). The Department has 11 personnel certified at the EMT level, 7 at the EMT-I level and 6 at the Paramedic level.

### **Patient Reporting Software & Billing Services**

The EMS Division contracts with Intermedix to provide laptop computers with electronic patient care reporting (ePCR) software and billing services. The ePCR software links with the billing software to increase efficiency and collections.

### **Accidents/Injuries**

No vehicle accidents or employee injuries in 2012.

### **Calls for Service**

The EMS Division responded to 1,791 calls for service in 2012 which included 1,474 transports and 408 no transports.

### **Public Education**

The EMS division, in conjunction with Vernon College, provides an American Heart Association (AHA) CPR public education program. This training provides CPR/AED and Basic First Aid training to members of the general public as well as other healthcare providers in our community. Two hundred four (204) community members received an AHA certification card in 2012

# Appendix A

Vernon Fire/EMS

NFPA Fire Experience Survey

01/01/2012 to 12/31/2012

Part II: MAJOR FIRES

Date	Name of Occup/Owner, Address and Property Use	Civilian Fire Deaths	Property Loss
12/15/2012	No Occupant or Owner Listed 11013 CR 128 W Residential, Other	1	11,000
07/20/2012	No Occupant or Owner Listed  Open land or field	0	40,000
10/13/2012	Aleman, Gustavo 2709 Texas ST 1 or 2 family dwelling	0	25,000
11/09/2012	ROZZELL, DANNY 2320 Sand RD 1 or 2 family dwelling	0	25,000

**Vernon Fire/EMS**  
**NFPA Fire Experience Survey**  
**01/01/2012 to 12/31/2012**

**Part III: BREAKDOWN OF STRUCTURE FIRES AND OTHER FIRES AND INCIDENTS**

A. FIRES IN STRUCTURES BY FIXED PROPERTY USE	Number of Fires	Civilian Deaths	Civilian Injuries	Property Damage
1. Private Dwellings	18	0	0	120,000
2. Apartments	2	0	0	0
3. Hotels and Motels	0	0	0	0
4. All Other Residential	1	1	0	11,000
<b>5. TOTAL RESIDENTIAL FIRES</b>	<b>21</b>	<b>1</b>	<b>0</b>	<b>131,000</b>
6. Public Assembly	1	0	0	0
7. Schools and Colleges	0	0	0	0
8. Health Care/Penal	0	0	0	0
9. Stores and Offices	5	0	0	4,500
10. Industry/Utility	1	0	0	0
11. Storage in Structures	2	0	0	1,500
12. Other Structures	2	0	0	10,000
<b>13. TOTAL STRUCTURE FIRES</b>	<b>32</b>	<b>1</b>	<b>0</b>	<b>147,000</b>
<b>B. OTHER FIRES AND INCIDENTS</b>				
14a. Highway Vehicles	12	0	0	30,001
14b. Other Vehicles	2	0	0	50,500
15. Non-Structure/Non-Vehicle	8	0	0	20,000
16. Brush/Grass/Wildland	72	0	0	XXXXXXXXXXXXXX
17. Rubbish/Dumpsters	12	0	0	XXXXXXXXXXXXXX
18. All Other Fires	1	0	0	10,000
<b>19. TOTAL FOR FIRES</b>	<b>139</b>	<b>1</b>	<b>0</b>	<b>257,501</b>
20. Rescue/Emergency Med	1,791	XXXXXXXXXXXXXXXXXXXXXXXXXXXXXXXXXXXX		
21. False Alarms	30	XXXXXXXXXXXXXXXXXXXXXXXXXXXXXXXXXXXX		
22. Mutual Aid (Given)	12	XXXXXXXXXXXXXXXXXXXXXXXXXXXXXXXXXXXX		
23a. Hazmat Responses	34	XXXXXXXXXXXXXXXXXXXXXXXXXXXXXXXXXXXX		
23b. Other Hazardous Responses	17	XXXXXXXXXXXXXXXXXXXXXXXXXXXXXXXXXXXX		
24. All Other Responses	127	XXXXXXXXXXXXXXXXXXXXXXXXXXXXXXXXXXXX		
<b>25. TOTAL FOR ALL INCIDENTS</b>	<b>2,150</b>	XXXXXXXXXXXXXXXXXXXXXXXXXXXXXXXXXXXX		
		Number of Confined Fires	Number of Nonconfined Fires	
5. Residential Fires (line 5 above)	9		12	
13. Structure Fires (line 13 above)	12		20	

Vernon Fire/EMS

NFPA Fire Experience Survey

01/01/2012 to 12/31/2012

**PART IV: BREAKDOWN OF FALSE ALARM RESPONSES**

Type of Response	Number of Incidents
1. Malicious, Mischievous False Call	1
2. System Malfunction	12
3. Unintentional	16
4. Other False Alarms	1

**Part V: INTENTIONALLY SET FIRES IN STRUCTURES AND VEHICLES**

	Number of Fires	Civilian Casualties		Property Damage
		Deaths	Injuries	
1. Structure Fires Intentionally Set	5	0	0	39,500
2. Vehicle Fires Intentionally Set	0	0	0	0

**Part VI: FIRE SERVICE EXPOSURES AND INJURIES**

Total Number of Infectious Disease Exposures.....:	0
Total Number of Hazardous Condition Exposures.....:	0
Total Number of Nonfatal Firefighter Injuries.....:	7

**On-Duty Fire Fighter Injuries (Nonfatal) by Type of Duty, and Nature of Most Serious Injury**

Nature of Most Serious Injury	Respond/Return	At Fire Ground	Non-Fire Emerg	Train.	Other On-Duty
1. Burns	0	0	0	0	0
2. Smoke or Gas Inhalation	0	0	0	0	0
3. Other Respiratory Distress	0	0	0	0	0
4. Burns and Smoke Inhalation	0	0	0	0	0
5. Wound/Cut/Bleeding/Bruise	0	0	0	0	0
6. Dislocation/Fracture	0	0	0	0	0
7. Heart Attack or Stroke	0	0	0	0	0
8. Strain/Sprain/Muscle Pain	0	1	1	0	0
9. Thermal Stress	0	0	0	0	0
9. All Other	0	1	4	0	0
10. TOTAL	0	2	5	0	0

**Fire Ground Injuries (Nonfatal) By Cause**

1. Exposure to Fire Products	0	2. Exposure to Chem./Radiation	0
3. Fell, Slipped, Jumped	0	4. Overexertion	1
5. Stepped on/Contact With	0	6. Struck By	0
7. Extreme Weather	0	8. All Other	1

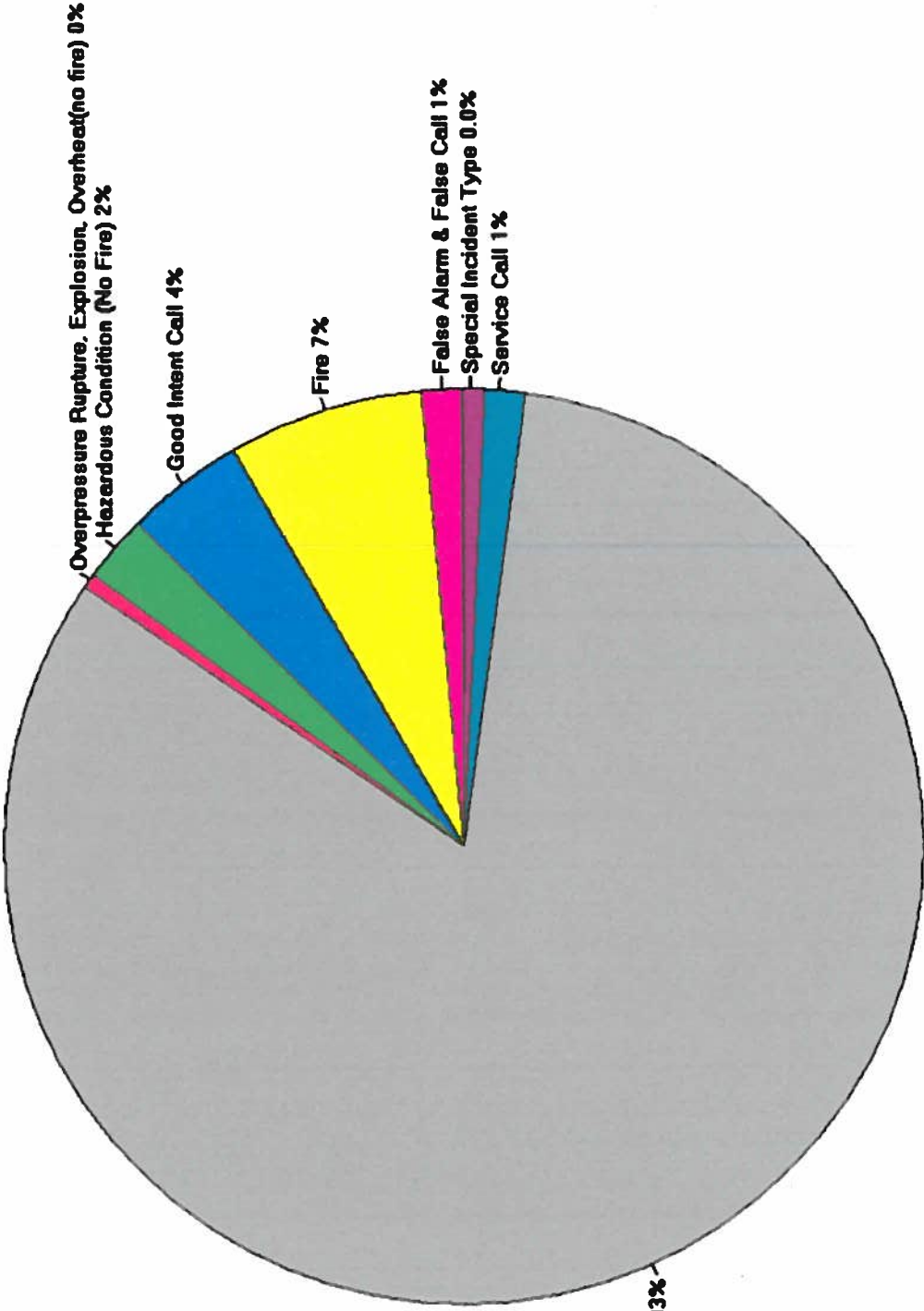
Number of Injuries Resulting in Lost Time: 0  
 How many shifts were lost as a result of these injuries: 0

**Fire Department Vehicle Accidents**

Accidents involving fire department emergency vehicles: 0 Resulting injuries: 0  
 Accidents involving firefighter's personal vehicles...: 0 Resulting injuries: 0

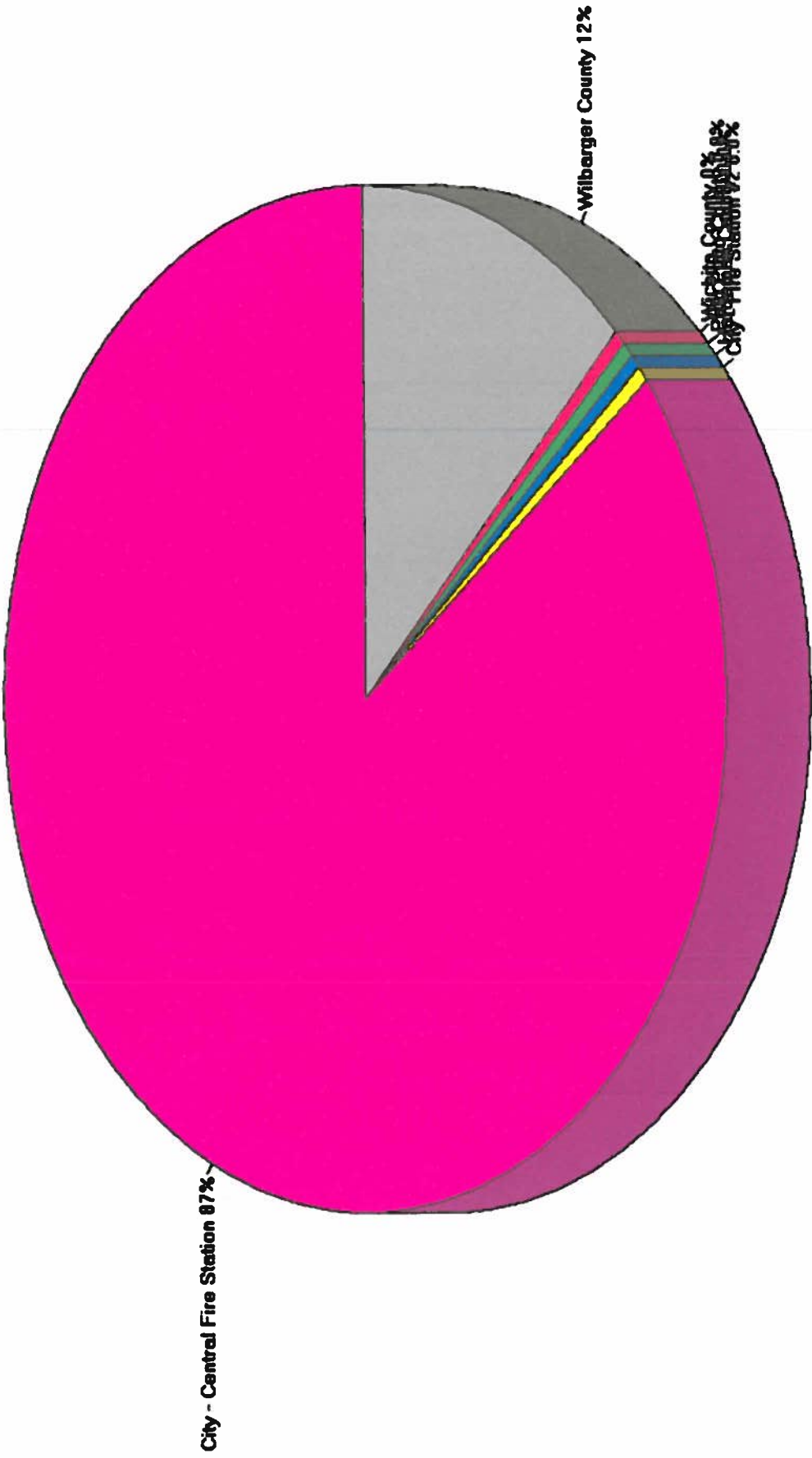


Incident Type Summary  
Alarm Date Between {01/01/2012} And {12/31/2012}



Rescue & Emergency Medical Service Incident 83%

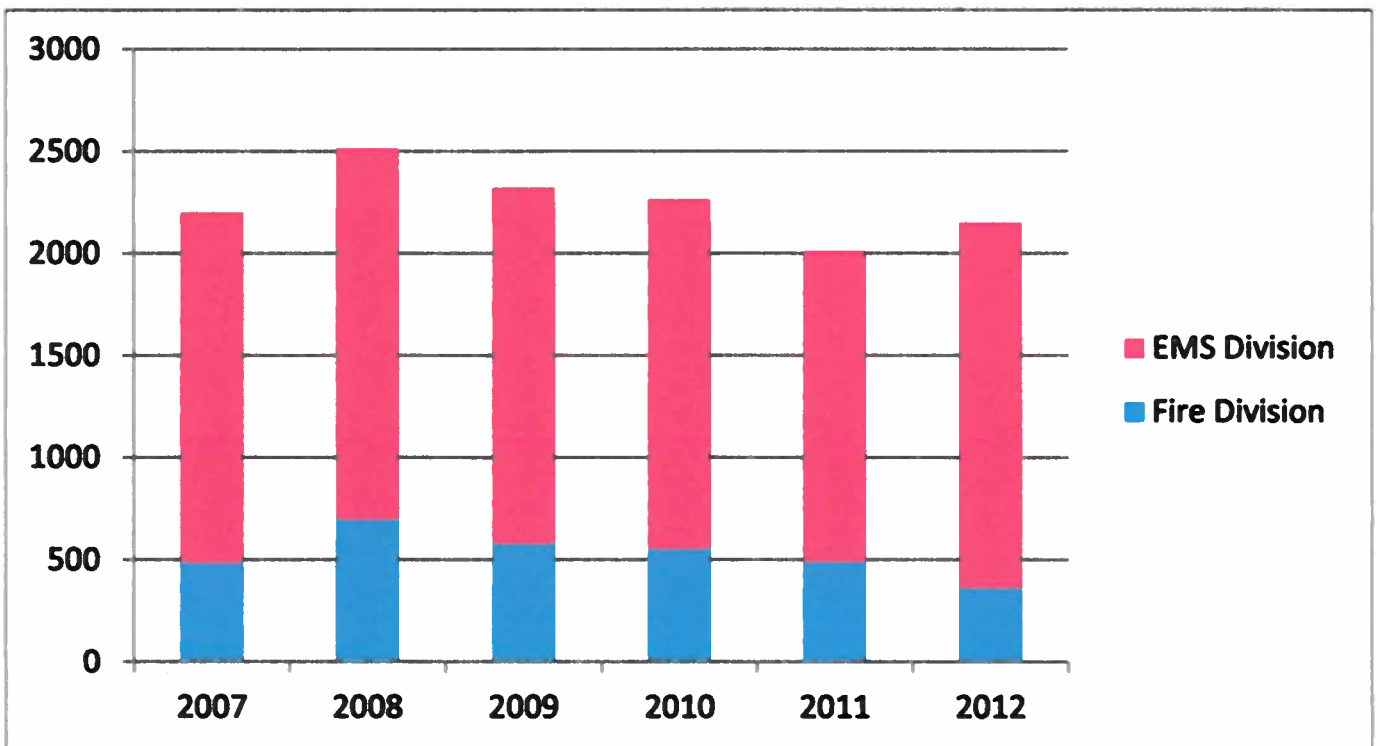
Incidents by District  
Alarm Date Between {01/01/2012} And {12/31/2012}



- City - Central Fire Station
- City - Fire Station #2
- Hardeman County
- Palo Pinto County
- Wichita County
- Wilberger County

# Vernon Fire Department

## Yearly Run Comparison



# 2012 Chief Complaint Report

